

Bridging the gap with a Health Routine Data APP

HERODA



BELGIAN – MOZAMBICAN PARTNERSHIP



2016 BE-CAUSE HEALTH seminar, Brussels

**Presented by: Rik Dhaen
HIS advisor and software developer**



HERODA

is

an ICT **solution** for **routine**
health **data** handling from the
health facility upwards in
resource limited environments
based on **25 years** of
field experience *

Rationale

g challenges

n advanced ICT environment is not available or is hard to
maintain (servers, system software,..)

e configuration of health data forms is complicated, can result
in conflicting indicator datasets and can delay a systems roll-out
in years

limited operational capacity when internet is not available

reduced usage because of limited human resources capacity

extensive training is expensive and keeps staff from doing their
normal work

Rationale

RODA provides a **SOLUTION** that

- uses existing technology
- works in all remote areas
- configures all data forms and reports “pre-packed”
- can be delivered and rolled-out fast
- provides extreme user friendliness
- can be linked with any other system

Challenges *and* **Solutions**

- 1. ICT-Environment**
- 2. Data forms configuration**
- 3. The offline - online debate**
- 4. Users**

-Environment

open source
frameworks

hyperlinks

open meta-data

dynamically embedded

REST architectural style

Resource
abstraction layer

**metadata
management**

Integration Engine

**portal user
interface**



-Environment

***HERODA works in any place
and in any condition***

Challenges

HERODA

level and
range

Works on existing computers with
any Windows version

technical support

Does not depend on highly skilled
ICT capacity

investment

Requires no advanced ICT
infrastructure

Reduces investment and
maintenance cost

ta forms

Many and Complex

Province Orientale : Canevas mensuel de centre de santé ou dispensaire

page 3/12

3.1.3. ACCOUCHEMENTS

Population cible = femmes enceintes du mois (pop du mois x 0,04) = %

Au CS	AS	HAS	HZ	TOTAL
3.1.3. a Accouchements				
Nb Acc. Eutociques				
Nb Acc. Dystociques				
Total Acc. au CS	a			
↳ Dont Acc. surveillés				

Dans la communauté

Nb Acc à domicile		
↳ Dont référés au CS		%
		%

3.1.3. b Naissances, Décès	Total		Nbre
Nb naissances vivantes		→	Nv nés à terme < 2500g
Nb Morts-nés			Prématurés
Total naissances CS			Décès nouveaux-nés ≤ 7 jours

Nb total naissances		
↳ Dont morts nés		
Nb décès maternels dans la communauté		

3.1.3.c Suivi			
Nb décès maternels au CS		Références mère et bébé	

Taux d'acc. assistés = Accouchements de l'AS par personnel soignant (a) X 100 / Total femmes enceintes attendues %

3.1.4 CONSULTATIONS POST-NATALES (CPoN)

And so on...

Nb séances

	CPoN 1			CPoN 2	CPoN 3	Total Cas
	AS	HAS	HZ			
Nb consultations						

Data forms

HERODA uses standardised – and easy to use ***recognisable forms***

Challenges

HERODA

Data forms

Comes with all data forms ***pre-configured***

Form lay-out

Presents ***user recognizable*** lay-outs

Configuration

Roll-out time

Is delivered and can be rolled-out in a matter of ***weeks***

offline –
debate

*offline pragmatism and online
advantages where needed*

challenges

HERODA

functionality

access

transfer and

up

net cost

Is fully operational offline

Is applicable in *all remote areas*

Stores data on local computer

Transfers data *online* **and** on
memory device

Reduces *internet cost*

ers

***Confidence and happiness:
required skills = available skills***

challenges

HERODA

friendliness

Is *extremely easy* to learn

city building


Requires just *one day* of training
(workshop syndrome)

Allows *local handover* during
staff rotation

Is software "*misuse-proof*"

Demo

Main menu + system architecture



n Menu

*designed for use by governments,
bilateral programmes and NGO's*

+ M W

- Data Entry (E)
- Aggregated Data (A)
- Reports (R)
- Export (T)
- Import (I)
- Delete (Q)
- System Settings (S)
- Database Repair (B)
- Exit (X)



Standard
System
FRAMEWORK

- MALARIA
- 2.2 LABORATORY
- 2.3 NOTIFICATION DES NOUVEAUX CAS
- 2.4 DIAGNOSIS AND ISSUE OF CASES (..)
- 3.1. MOTHER'S HEALTH
- 3.2.1. VACCINATION
- 3.2.2. CPS
- 4.1. COMMUNITY PARTICIPATION
- 5. SUPERVISIONS
- 6. RESOURCE MANAGEMENT

All Data Forms (0)

Area Definitions (F)


Population (P)

Demo (cont)

Three key functions

- 1. Data Entry**
- 2. Reports**
- 3. Link with other systems**

ca Entry



Step 1: select from main menu

- Base de Données (E)
- Données Agrégées (A)
- Rapports (R)
- Exportation (T)
- Importation (I)
- Supprimer (Q)
- Mètres système (S)
- la Base de Données (B)
- Exit (X)



- 2.1 CONSULTATIONS
- 2.2 LABORATOIRE
- 2.3 NOTIFICATION DES NOUVEAUX CAS
- 2.4 DIAGNOSTIC ET ISSUE DES CAS (..)
- 3.1. SANTÉ DE LA MÈRE
- 3.2.1. VACCINATION
- 3.2.2. CPS
- 4.1. PARTICIPATION COMMUNAUTAIRE
- 5. SUPERVISIONS
- 6. GESTION DES RESSOURCES

Toutes les Formulaires (0)

Définitions des Zones (F)

Population (P)

ca Entry

*Step 2: select health facility
and month / week*

2.3 NOTIFICATION DES NOUVEAUX CAS - Saisie de Données



	C1	KINSHASA	Mois	01 (Janvier)	Année	2016
	01	KINSHASA (DPS)				
anté	01	Binza Ozone (ZdS)				
anté	01	Binza Ozone (CdS)				

Données Mensuelles Sel: 0 Total: 4645

F6 = Alphabétique

F7 = Codes

F8 = Formulaires



F10

F11

Alt_F4

Entry

Step 3: fill in the data field values

2.3 NOTIFICATION DES NOUVEAUX CAS - Saisie de Données



Binza Ozone (CdS)

Mois: 01 / 2016

DES NOUVEAUX CAS	0-11 mois		12-59 m		5-14 ans		15 ans et +		Total	
	M	F	M	F	M	F	M	F	M	F
	0	1	2	3	4	5	6	7	12	16

- vacciné
- non vacciné
- virale
- enceinte
- enceinte
- güe
- vacciné
- non vacciné
- ment existant

SNIS RDC – Province Orientale : Canevas mensuel de centre de santé ou dispensaire

page 3/12

2.3 NOTIFICATION DES NOUVEAUX CAS MALADIES

		0-11 mois	12-59 mois	5- 14 ans	15 ans +	Total
1	Choléra					
2a	Coqueluche Patient vacciné					
2b	Coqueluche Patient non vacciné					
3	Diarrhée sanglante					
4	Fièvre hémorragique virale					
5	Fièvre jaune					
6	Fièvre typhoïde					
7	Grippe aviaire					
8	Méningite					
9	Nok (Fas)					
10a	Paludisme simple					
	<i>Dont chez la femme enceinte</i>					
10b	Paludisme grave					
	<i>Dont chez la femme enceinte</i>					
11a	Peste bubonique					
11b	Peste pulmonaire					
12	Paralysie Flasque Aigüe					
13a	Rougeole Patient vacciné					

user recognizable data forms

Data Entry

MALARIA - Data Entry



PEMBA HP

Month: 01 / 2016

Management	H.Centre		EPA's		Total	
	< 5	≥ 5	< 5	≥ 5	< 5	≥ 5
Home Visits	0	1	2	3	2	4
Tested for malaria by TDR	4	5	6	7	10	12
Tested for malaria HTZ	8	9	10	11	18	20
Malaria cases (positive TDR1)	12	13	14	15	26	28
Malaria cases (positive HTZ2)	16	17	18	19	34	36
Malaria cases (not tested)	20	21	22	23	42	44
Patients treated with AL3	24	25	26	27	50	52
Patients treated with ASAQ4	28	29	30	31	58	60

example of a second data form

Data Entry

REPRODUCTIVE HEALTH - Data Entry



PEMBA HP

Month: 02 / 2016

Care (ANC) Fields	15-24 Yrs		25-49		Total	
		F		F		F
		20		19		39
		18		17		35
Receiving 1 dose of TT		16		15		31
Received at least TT2		14		13		27
ANC attendances in 1st week		12		11		23
						0
						0
						0
						0
						0
						0
						0

example of a third data form

ports

Step 1: select from main menu



- Data Entry (E)
- Aggregated Data (A)
- Reports (R)**
- Export (T)
- Import (I)
- Delete (Q)
- System Settings (S)
- Database Repair (B)
- Exit (X)



- REPRODUCTIVE HEALTH
- FAMILY PLANNING
- OBSTETRIC CARE
- MORBIDITY
- MORTALITY
- EPI
- NUTRITION
- MALARIA**
- PMTCT
- TUBERCULOSIS
- STI
- HIV



All Data Forms (0)

Area Definitions (F)

Population (P)

Reports

Step 2: select health area and period

MALARIA - Reports



District

- 01 MOZAMBIQUE
- 02 CABO DELGADO
- 01 CIDADE DE PEMBA

from Month 07 (July)

Year 2015

to Month 12 (December)

Year 2015

Indicator over Time

Area

District

Interval

Month

Total Outpatient Visits

Age Group

Total

Sex

Total

Monthly Data Sel: 12 Total: 25

F7 = List (Areas) F8 = List Forms

F10 F11 Alt F4

Reports

Step 3: set report options

MALARIA - Reports



District

- 01 MOZAMBIQUE
- 02 CABO DELGADO
- 01 CIDADE DE PEMBA

from Month 07 (July)

Year 2015

to Month 12 (December)

Year 2015

Line Indicator over Time

Area

District

Interval

Month

Forms Submitted

Age Group

Total

Sex

Total

- Forms Submitted
- Total Outpatient Visits
- Patients tested for malaria by TDR
- Patients tested for malaria HTZ
- Confirmed malaria cases (positive TDR1)
- Confirmed malaria cases (positive HTZ2)
- Clinical malaria cases (not tested)
- Malaria cases treated with AL3
- Malaria cases treated with ASAQ4

ports

Step 4: report generated in Excel

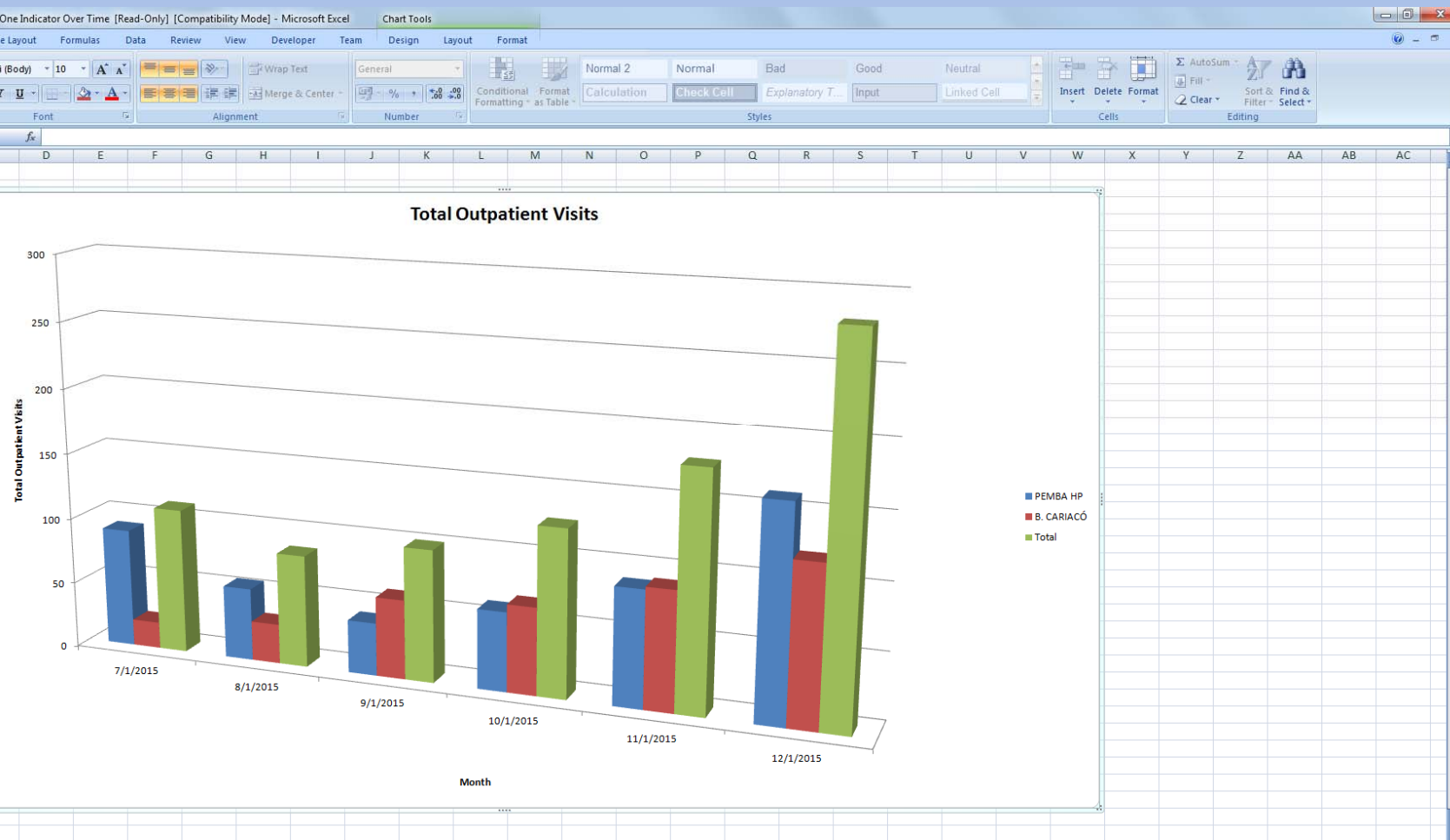
One Indicator Over Time [Read-Only] [Compatibility Mode] - Microsoft Excel

PEMBA DE PEMBA
2015 to 12/2015, Interval: Month + Health Unit, Age Group: Total, Sex: Total

Total Outpatient Visits	Jul-15	Aug-15	Sep-15	Oct-15	Nov-15	Dec-15	Total
PEMBA HP	90	55	40	60	88	160	493
B. CARIACÓ	20	30	60	66	90	120	386
Total	110	85	100	126	178	280	879

ports

Step 4: and graph generated in Excel




Work with other systems

Step 1: select from main menu




Work with other systems *From/Into ANY FORMAT*

All Data Forms - Export 

District


01	MOZAMBIQUE	from Month	07 (July)	Year	2015
02	CABO DELGADO	to Month	12 (December)	Year	2015
01	CIDADE DE PEMBA				

Access (.mdb) 

File List

- 01100400_201601_201606.mdb
- A1.mdb
- PEMBAQ12016.mdb

C:\
CISM_Malaria
Export

c: [Packard ...] 

at

Access (.mdb)
Access (.mdb)
HTLM

From/Into ANY FORMAT

Technical Info

HERODA uses *common technology*

Front-End: Application for Ms-Windows

Developing tool: Ms-Visual Studio (VB.NET)

Back-End: Ms-Access or SQL

Availability and Distribution

- Services:**
- ICT technical support
 - HIS advise
 - Conception of data sheets and analysis for specific / particular application

Delivery time: on average 2 weeks per data form

- Cost breakdown:**
- data forms configuration
 - installation and training
 - maintenance and follow-up
 - historic data conversion

... **any questions?**

Contact: **Rik Dhaen**
rdhaen@gmail.com